

Risk assessment for COVID secure funeral homes for visitors and colleagues –

Location: Shires Bedford 801	Description of space	Steps taken to control the risk of COVID-19 transmission	Available resources
Access / exit from building	Front door entrance leads onto large front entrance with adequate space. Back door entrance leads onto back driveway with ample space	Wait and allow time and space for people to enter / exit with sufficient space. Stagger arrival / departure times. Ask everyone who visits if they are displaying symptoms of COVID-19. If they are, they cannot enter.	Hand gel / sanitiser Tissues Disposable face coverings Anti- Bac Spray Signage
Reception Area	Large enough for 2 visitors.	No more than 2 people from the same household	Hand gel / sanitiser Tissues Disposable face coverings Anti- Bac Spray Signage



C.P.J. Field.

More than a funeral director since 1690.

Arrangement room	Large enough for up to 2 visitors whilst still maintaining 2m social distancing	<p>Follow the guidance on hand washing and hygiene.</p> <p>Do not shake hands, hug or otherwise make physical contact with visitors. Maintain 2m social distancing.</p> <p>No more than 2 visitors (who must be from the same household) to enter the room.</p> <p>Appropriate use of PPE and display signs to remind colleagues & visitors of social distancing guidance.</p> <p>Surfaces wiped down with Anti-Bac Spray after meetings have finished specific attention to surfaces such as wood or metal.</p>	<p>Hand gel / sanitiser</p> <p>Tissues</p> <p>Disposable face coverings</p> <p>Anti- Bac Spray</p> <p>Signage</p>
Office	Same as Reception	<p>Maintain 2m social distancing.</p> <p>Clean Phones and Computers regularly</p>	
Toilets	1 person maximum	<p>Wait and allow time and space for people to enter / exit with sufficient space.</p> <p>Display sign.</p>	<p>Clean Regularly</p> <p>Reminder signs</p> <p>Paper towels</p>



C.P.J. Field.

More than a funeral director since 1690.

Welfare facility / kitchen area	Near Mortuary area	Regularly cleaned and wiped down with anti bac wipes Ensure shared products such as milk, butter Containers etc. are cleaned with anti-bac regularly Ensure cutlery, cups, plates and utensils are thoroughly cleaned using dish washer	White roll in place of tea towels, disposable dish cloths. Signage Hand sanitiser and hand soap dispenser
Mortuary	In the area of Kitchen and Toilet	Door can be shut and has signs on the door	
DATE:	10.05.2020	Reviewed by: Angela/Bim	Updated AJH 9/7

Remember:

Continuous and Regular Handwashing is the best prevention against the spread of infection

<https://www.nhs.uk/live-well/healthy-body/best-way-to-wash-your-hands>

<https://www.gov.uk/guidance/working-safely-during-coronavirus-covid-19/shops-and-branches>

Appendix 1

Signage for public areas in your funeral home (to be provided centrally for all)

- Appropriate holders will be provided to assist you in ensuring these signs are as sympathetically and effectively displayed as possible.
- HSE/PHE/NHS good handwashing technique posters by sinks (All ready provided)
- Rules for visiting our funeral homes to go in the window / on the door. Example -



C.P.J. Field.

More than a funeral director since 1690.



CORONAVIRUS: STOP AND READ

When visiting our funeral home, please:



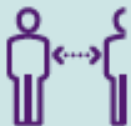
1. Keep visitors to 1 or 2 people from the same household.



2. Make an appointment to visit in advance.



3. Do not enter if you or anyone in your household is experiencing symptoms (raised temperature, persistent cough or changed sense of smell or taste). Contact us by phone or arrange a Zoom call instead.



4. Visitors must observe social distancing guidance at all times. Look out for the signs that help you keep the right space between you.



5. Wash your hands regularly. Use the hand sanitiser provided or use warm water and soap available at sinks in the lavatory.



6. Catch a sneeze in your sleeve or a disposable tissue and place it in the bin immediately and clean your hands. Keep contact with your face to a minimum.



7. Wear a face covering if you feel more comfortable, and you can ask our colleagues to do the same.



8. The time will come for a handshake or a hug. For now, we'll have to make do with a wave, as much as we want to demonstrate to you how much we care and give you comfort.



CPJ Field

More than a funeral director since 1690.

- Marker for the floor showing 2m from the reception desk. Example -



- Catch it, bin it, kill it signs for the meeting rooms. Example-



C.P.J. Field.

More than a funeral director since 1690.

For everyone's safety, please:

CATCH IT

Germs spread easily. Always carry tissues and use them to catch your cough or sneeze.



BIN IT

Germs can live for several hours on tissues. Please dispose of your tissue as soon as possible.



KILL IT

Hands can transfer germs to every surface you touch. Clean your hands as soon as you can.



C.P.J. Field.

More than a funeral director since 1690.



C.P.J. Field.

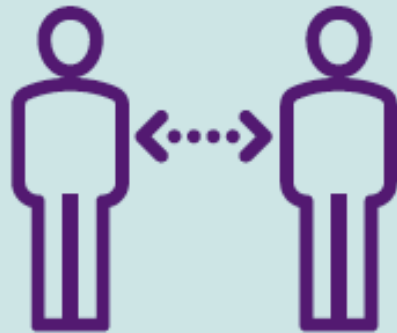
More than a funeral director since 1690.

- Social distancing reminder signs (in plastic holders) for public areas. Example -




C.P.J. Field.

More than a funeral director since 1690.



Social Distancing

For everyone's safety, please keep 2 metres (6ft) from those from another household.



Tissues

Please use the tissues provided should you need them.



C.P.J. Field.

More than a funeral director since 1690.